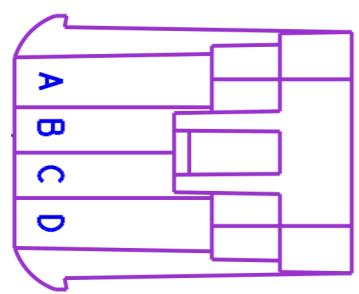
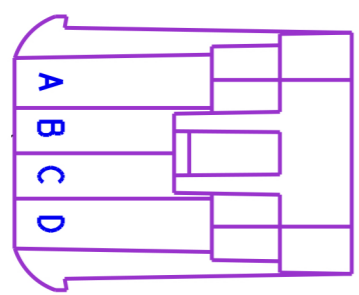
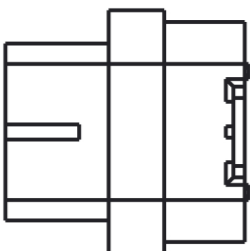
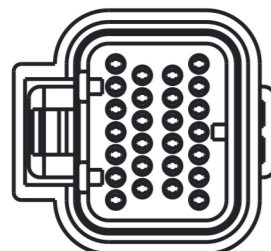
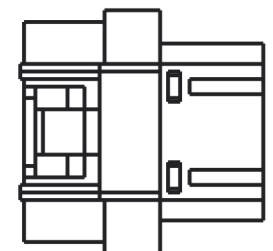


DESCRIPTION	COLOR	WIRE GAUGE	PIN #
COIL-IN	YELLOW	PLUG	A1
FUEL PUMP RELAY OUT (10A MAX)	RED	20 ga	A2
INPUT #2 (F52THG)	WHITE/RED	20 ga	A3
INPUT #4 (F,G,5)	WHITE/ GREEN	20 ga	A4
TPS SIGNAL	GREEN	20 ga	A5
POINTS OUTPUT	WHITE	PLUG	A6
WB1_COMPR2	TAN	20 ga	A7
WB1 SHIELD	SHIELD	20 ga	A8
WB1 HTR-	YELLOW	18 ga	A9
SWITCHED +12V IN	RED/WHITE	18 ga	A10
MAT INPUT	BLUE	20 ga	A11
INPUT #1 (F52THG)	WHITE/BLUE	20 ga	A12
INPUT #3 (F G 5)	WHITE/BLACK	20 ga	A13
IPU GROUND	BLACK	20 ga	A14
DG1 TX	WHITE/BLACK	PLUG	A15
WB1 COMPR1	BROWN	20 ga	A16
WB1 VS-/IP-	BLACK	20 ga	A17
SENSOR GROUND OUT	BLACK/WHITE	20 ga	A18
COOLANT TEMP IN	BROWN	20 ga	A19
OIL PRESSURE	GREY	20 ga	A20
KNOCK #2 IN	BEIGE/RED	20 ga	A21
CAM INPUT (DIG & IPU)	PURPLE	20 ga	A22
MAP SENSOR SIGNAL	RED/BLACK	20 ga	A23
CAN LO	ORANGE	20 ga	A24
WB1 VS+	RED	20 ga	A25
SENSOR +5V REF OUT	ORANGE	20 ga	A26
BYPASS OUT	BEIGE/BLACK	PLUG	A27
TACHOMETER	BLUE/WHITE	20 ga	A28
KNOCK #1 INPUT	BEIGE/BLUE	20 ga	A29
CRANK INPUT (DIG & IPU)	PURPLE	20 ga	A30
FUEL PRESSURE	PURPLE	20 ga	A31
CAN HI	ORANGE/BLACK	20 ga	A32
WB1 IP+	WHITE	20 ga	A33
WB1 HTR+	ORANGE	18 ga	A34



DESCRIPTION	COLOR	WIRE GAUGE	PIN #
IAC A LO	PURPLE/BLUE	PLUG	B1
IAC A HI	PURPLE/YELLOW	PLUG	B2
PWM #4 OUT (HG)	GREY/GREEN	20 ga	B3
INJECTOR F	PURPLE	20 ga	B4
INJECTOR G	GREEN	20 ga	B5
INJECTOR H	ORANGE	20 ga	B6
INJECTOR E	GREY	20 ga	B7
IAC B LO	PURPLE/WHITE	PLUG	B8
IAC B HI	PURPLE/BLACK	PLUG	B9
PWM #3 OUT (HG)	GREY/BLACK	20 ga	B10
PWM #2 OUT (HG)	GREY/RED	20 ga	B11
PWM #1 OUT (HG)	GREY/YELLOW	20 ga	B12
INJECTOR D	BROWN	20 ga	B13
EST GROUND OUT	BLACK/YELLOW	20 ga	B14
EST B	GREEN/WHITE	20 ga	B15
EST D	ORANGE/WHITE	20 ga	B16
EST F	BLUE/WHITE	20 ga	B17
EST H	PINK/WHITE	20 ga	B18
INJECTOR A	BLACK	20 ga	B19
EST 12V OUT	RED	20 ga	B20
EST A	YELLOW/WHITE	20 ga	B21
EST C	GREY/WHITE	20 ga	B22
EST E	LIGHT BLUE/WHITE	20 ga	B23
EST G	LIGHT GREEN/WHITE	20 ga	B24
INJECTOR C	BLUE	20 ga	B25
INJECTOR B	YELLOW	20 ga	B26



A	A12
B	A3
C	A13
D	A4
E	B12
F	B11
G	B10
H	B3

A	CG
B	A18
C	A26
D	FP

